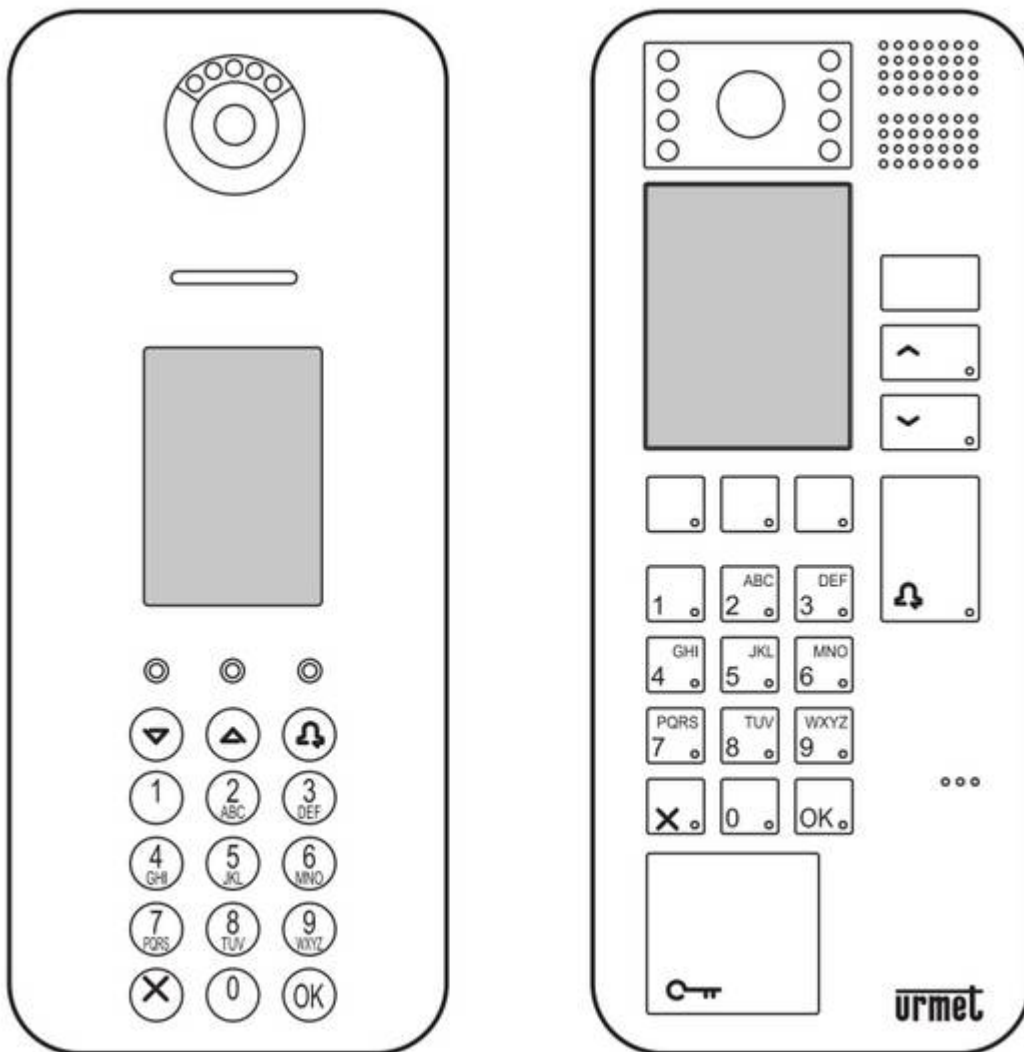


1083/12 - 1083/15 - 1083/16




Key code programming guide

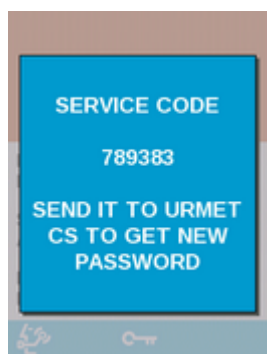
Administering key codes

First it is necessary to log in to the entry panel.

On the entry panel keypad press **99999** and you will see this screen –



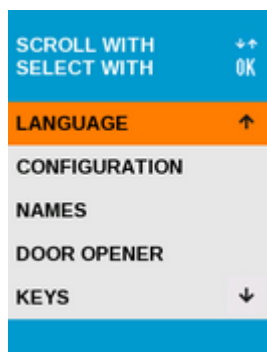
Enter **1000** (the default password) then press 






If you see this screen (with a different **SERVICE CODE**) it means that the default password has been changed.

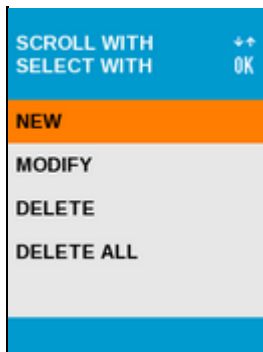
Make a note of the **SERVICE CODE** (or take a picture) and e-mail technical@urmet.co.uk including your contact details and you will be contacted with information detailing how to reset the password.




If the password entry has been successful you will see this screen –



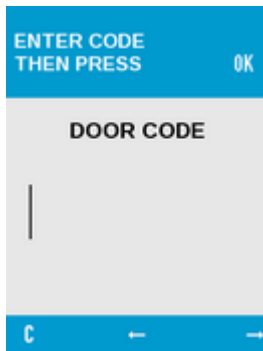
Use the  and  buttons to select **DOOR OPENER** and press 


Adding a new code




Use the  and  buttons to select **NEW** and press .

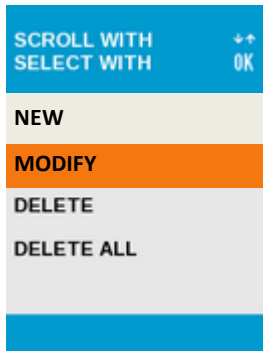
You see this screen –






Enter a code (4 digits from 0001 to 9999) and press .




Repeatedly press  to exit from the programming menus

Modifying a code





Use the  and  buttons to select **MODIFY** and press .




Use  and  to select the code to be modified and press .

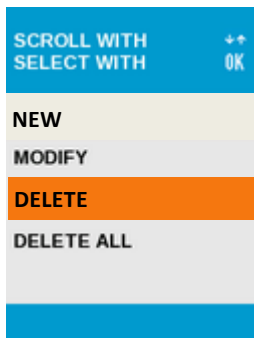





Use the  button to delete the existing code.

Enter the new code and press .




Repeatedly press  to exit from the programming menus

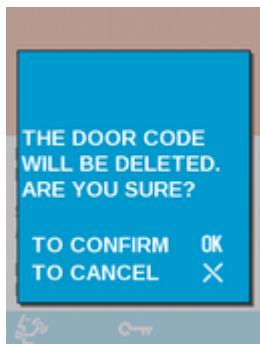
Deleting a code




Use the  and  buttons to select **DELETE** and press .



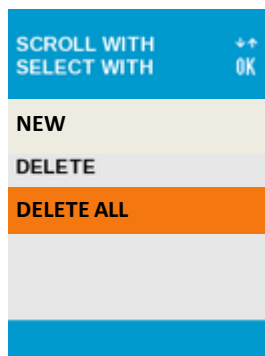
Use  and  to select the code to be deleted and press .






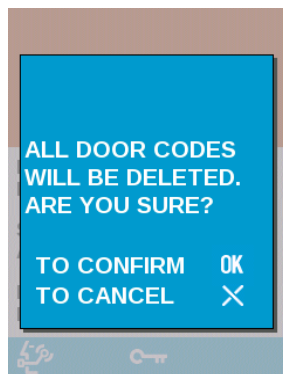
Press  to delete the code

Repeatedly press  to exit from the programming menus


Deleting all codes



Use the  and  buttons to select **DELETE ALL** and press .



Press  to delete all codes

Repeatedly press  to exit from the programming menus



**URMET COMMUNICATION
AND SECURITY UK LTD**

Urban Hive, Skyline 120,
Avenue West, Great Notley,
Essex. CM77 7AA

Tel 01376 556010
Fax 01376 567864
www.urmet.co.uk
sales@urmet.co.uk